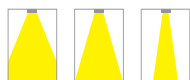


## 25

## Lamps

Pages 653-698

COB LED | SMD LED | MR11 | MR16 | R111 | G9 | G12 | GU5,3 | GU10  
PAR38 | R7S | GX53 | E27 | E14 | B15 | B22





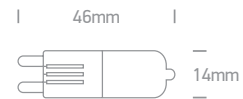
## G9 & G12



7106GPH | 60W | G9 | Dimmable | PHILIPS



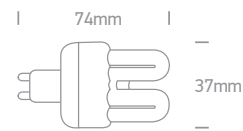
offer



9407G | 7W | G9





offer



8010L | 10W | SMD 2835 | G12

HQI G12 replacement.

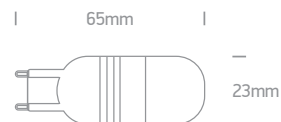


Order Code	Lampholder	Light Colour	CCT (K)	Watts	Lumen (lm)	Beam Angle	Input	Dimmable	
7106GPH	G9	Extra warm white	2700K	60W	-	-	230V	YES	100
9407G/D	G9	Daylight	6000K	7W	-	-	230V	NO	50
9407G/W	G9	Warm white	3000K	7W	-	-	230V	NO	50
8010L/W	G12	Warm white	3000K	10W	1000lm	360°	100-240V	NO	1

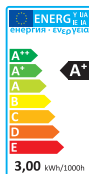


# G9 LED


7103LG | 2,5W | SMD LED | G9



7103BLG | 3W | SMD LED | G9 | Frosted



7105BLG | 4W | SMD LED | G9 | Frosted



Order Code	Lampholder	Light Colour	CCT (K)	Watts	Lumen (lm)	Input	Dimmable	
7103LG/W	G9	Warm white	3000K	2,5W	190lm	230V	NO	200
7103BLG/W	G9	Warm white	3000K	3W	220lm	230V	NO	100
7105BLG/W	G9	Warm white	3000K	4W	350lm	230V	NO	100



7102ALG | 2W | COB LED | G9

LED 80 CRI  
 CE 2 YEAR  
 ENERGY LABEL: A++ (2,00 kWh/1000h)



7102LG | 2W | COB LED | G9

LED 80 CRI  
 CE 2 YEAR  
 ENERGY LABEL: A+ (2,00 kWh/1000h)



7103ALG | 4W | SMD LED | G9

LED 80 CRI  
 CE 2 YEAR  
 ENERGY LABEL: A+ (4,00 kWh/1000h)



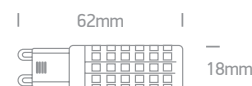
7106ALG | 6W | SMD LED | G9

LED 80 CRI  
 CE 2 YEAR  
 ENERGY LABEL: A+ (6,00 kWh/1000h)



7109ALG | 9W | SMD LED | G9

LED 80 CRI  
 CE 2 YEAR  
 ENERGY LABEL: A+ (9,00 kWh/1000h)



Order Code	Lampholder	Light Colour	CCT (K)	Watts	Lumen (lm)	Input	Dimmable	Box
7102ALG/W	G9	Warm white	3000K	2W	200lm	230V	NO	100
7102LG/W	G9	Warm white	3000K	2W	100lm	230V	NO	200
7103ALG/D	G9	Daylight	6000K	4W	350lm	230V	NO	100
7103ALG/C	G9	Cool white	4000K	4W	350lm	230V	NO	100
7103ALG/W	G9	Warm white	3000K	4W	350lm	230V	NO	100
7106ALG/C	G9	Cool white	4000K	6W	550lm	230V	NO	100
7106ALG/W	G9	Warm white	3000K	6W	550lm	230V	NO	100
7109ALG/C	G9	Cool white	4000K	9W	900lm	230V	NO	100
7109ALG/W	G9	Warm white	3000K	9W	900lm	230V	NO	100



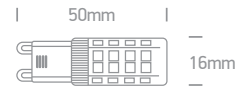
# G9 LED Dimmable & CCT Variable

**7103ALGD** | 3,5W | SMD LED | G9 | Dimmable



LED 80 CRI TRIAC DIMMABLE

CE 2 YEAR

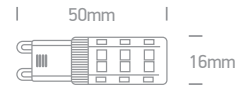



**7103ALGT** | 3W | SMD LED | G9 | 3-Step dimming



LED 80 CRI 3-STEP DIMMABLE

CE 2 YEAR



**7106ALGD** | 5W | SMD LED | G9 | Dimmable



LED 80 CRI TRIAC DIMMABLE

CE 2 YEAR

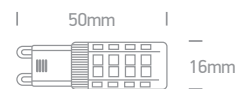


**7103ALG/DW** | 3W | SMD LED | G9 | Variable colour temperature



LED 80 CRI

CE 2 YEAR



Order Code	Lampholder	Light Colour	CCT (K)	Watts	Lumen (lm)	Input	Dimmable	Box
7103ALGD/W	G9	Warm white	3000K	3,5W	300lm	230V	YES	100
7103ALGT/W	G9	Warm white	3000K	3W	250lm	230V	YES	100
7106ALGD/W	G9	Warm white	3000K	5W	450lm	230V	YES	100
7103ALG/DW	G9	Warm white-Cool white-Daylight	3000K-4000K-6000K	3W	250lm	230V	NO	100

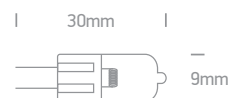


# G4 & GY6,35

7103A | 35W | G4 | Dimmable



offer



7105 | 50W | GY6,35 | Dimmable



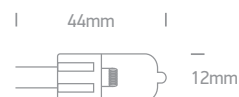
offer



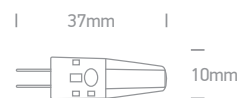

7105SR | 50W | GY6,35 | Dimmable | OSRAM



offer



7101AL | 2W | COB LED | G4 | Silicone



Order Code	Lampholder	Light Colour	CCT (K)	Watts	Lumen (lm)	Input	Dimmable	
7103A	G4	Extra warm white	2700K	35W	-	12V AC/DC	YES	1000
7105	GY6,35	Extra warm white	2700K	50W	-	12V AC/DC	YES	100
7105SR	GY6,35	Extra warm white	2700K	50W	-	12V AC/DC	YES	100
7101AL/W	G4	Warm white	3000K	2W	200lm	12V AC/DC	NO	100



7201G/D

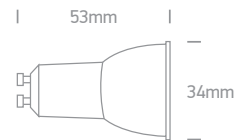



7201G/W

## MR11 GU10



7201G | 2W | COB LED | MR11 | GU10



Order Code	Lampholder	Light Colour	CCT (K)	Watts	Lumen (lm)	Beam Angle	Input	Dimmable	
7201G/D	GU10	Daylight	6000K	2W	110lm	30°	230V	NO	100
7201G/W	GU10	Warm white	3000K	2W	160lm	30°	230V	NO	100



# MR16 Halogen



**7350/12** | 50W | MR16 | GU5,3 | Dimmable







**offer**




| 44mm |





50mm





12°




**7350/38** | 50W | MR16 | GU5,3 | Dimmable

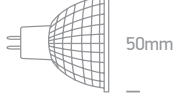




**offer**




| 44mm |





50mm




38°



**7350G/38SR** | 50W | MR16 | GU10 | Dimmable | OSRAM

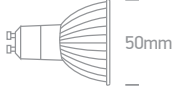



**offer**




| 53mm |





50mm






38°



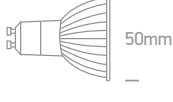
**7350G/40** | 42W | MR16 | GU10 | Dimmable







| 53mm |



50mm



40°

Order Code	Lampholder	Light Colour	CCT (K)	Watts	Beam Angle	Input	Dimmable	
7350/12	GU5,3	Extra warm white	2700K	50W	12°	12V AC/DC	YES	200
7350/38	GU5,3	Extra warm white	2700K	50W	38°	12V AC/DC	YES	200
7350G/38SR	GU10	Extra warm white	2700K	50W	38°	230V	YES	100
7350G/40	GU10	Extra warm white	2700K	42W	40°	230V	YES	200





7304A/W/38

7303/D/30

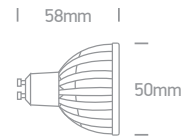
## MR16 LED 12V



7303 | 3W | LED | MR16 | GU5,3



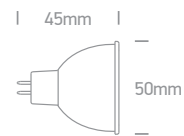
offer



7304A | 5W | SMD LED | MR16 | GU5,3



80 CRI

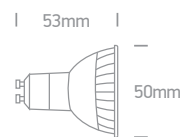
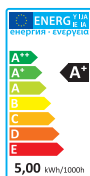


Order Code	Lampholder	Light Colour	CCT (K)	Watts	Lumen (lm)	Beam Angle	Input	Dimmable	
7303/D/30	GU5,3	Daylight	6000K	3W	-	30°	12V AC/DC	NO	100
7303/W/30	GU5,3	Warm white	3000K	3W	-	30°	12V AC/DC	NO	100
7304A/W/38	GU5,3	Warm white	3000K	5W	350lm	38°	12V AC/DC	NO	100



# MR16 GU10 LED

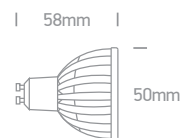
7301G | 5W | SMD LED | MR16 | GU10



7303G | 3W | LED | MR16 | GU10



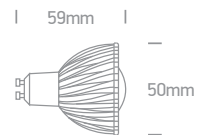

offer



7304G | 3W | LED | MR16 | GU10



offer

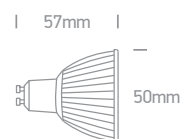


7305G | 3x1W | LED | MR16 | GU10

New 7305G/RGB available.



offer



Order Code	Lampholder	Light Colour	CCT (K)	Watts	Lumen (lm)	Beam Angle	Input	Dimmable	Box
7301G/W	GU10	Warm white	3000K	5W	350lm	60°	230V	NO	100
7303G/D/30	GU10	Daylight	6000K	3W	-	30°	100-240V	NO	100
7304G/D/30	GU10	Daylight	6000K	3W	-	30°	100-240V	NO	100
7305G/D/15	GU10	Daylight	6000K	3x1W	190lm	15°	100-240V	NO	100



7308G/D/45

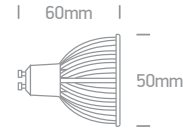
# MR16 GU10 LED

**7304AG** | 4,5W | LED | MR16 | GU10



LED 75 CRI

CE 2 YEAR

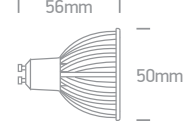


**7305AG** | 5,5W | SMD LED | MR16 | GU10



LED 80 CRI

CE 2 YEAR

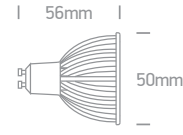


**7306G** | 7W | SMD LED | MR16 | GU10



LED 80 CRI

CE 2 YEAR



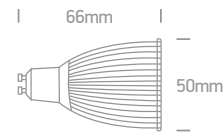
**7308G** | 7W | LED | MR16 | GU10



**offer**

LED 80 CRI

CE 2 YEAR



Order Code	Lampholder	Light Colour	CCT (K)	Watts	Lumen (lm)	Beam Angle	Input	Dimmable	Box
7304AG/D/36	GU10	Daylight	6000K	4,5W	320lm	36°	100-240V	NO	100
7305AG/W/38	GU10	Warm white	3000K	5,5W	380lm	38°	230V	NO	100
7306G/C	GU10	Cool white	4000K	7W	600lm	36°	230V	NO	100
7306G/W/24	GU10	Warm white	3000K	7W	450lm	24°	100-240V	NO	100
7308G/D/45	GU10	Daylight	6000K	7W	330lm	45°	100-240V	NO	100



7307CG/W

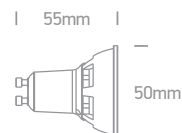
7306LG/C/38

7307BG/C

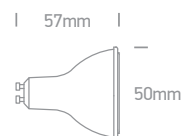
## MR16 GU10 SMD LED



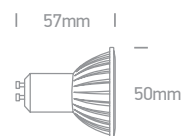
**7306LG** | 5,5W | SMD LED | MR16 | GU10



**7307BG** | 7W | SMD LED | MR16 | GU10



**7307CG** | 7W | SMD LED | MR16 | GU10



Order Code	Lampholder	Light Colour	CCT (K)	Watts	Lumen (lm)	Beam Angle	Input	Dimmable	Box
7306LG/C/38	GU10	Cool white	4000K	5,5W	360lm	38°	100-240V	NO	100
7306LG/W/38	GU10	Warm white	3000K	5,5W	345lm	38°	100-240V	NO	100
7307BG/C	GU10	Cool white	4000K	7W	550lm	90°	230V	NO	100
7307BG/W	GU10	Warm white	3000K	7W	550lm	90°	230V	NO	100
7307CG/W	GU10	Warm white	3000K	7W	430lm	100°	230V	NO	100



7301GD/W

# MR16 GU10 LED

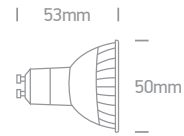
Dimmable



**7301GD** | 5,5W | SMD 2835 | MR16 | GU10 | Dimmable

LED 90 CRI TRIAC DIMMABLE

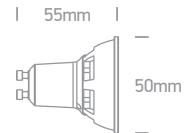
CE 2 YEAR



**7306LGD** | 5,8W | SMD LED | MR16 | GU10 | Dimmable

LED 80 CRI TRIAC DIMMABLE

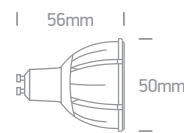
CE 2 YEAR



**7306GD** | 7,5W | COB LED | MR16 | GU10 | Dimmable

LED 80 CRI TRIAC DIMMABLE

CE 2 YEAR

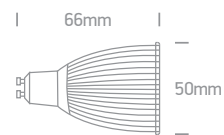


**7308GD** | 7W | LED | MR16 | GU10 | Dimmable

LED TRIAC DIMMABLE

CE 2 YEAR

**offer**



Order Code	Lampholder	Light Colour	CCT (K)	Watts	Lumen (lm)	Beam Angle	Input	Dimmable	
7301GD/W	GU10	Warm white	3000K	5,5W	350lm	60°	230V	YES	100
7306LGD/D/38	GU10	Daylight	6500K	5,8W	375lm	38°	230V	YES	100
7306GD/C	GU10	Cool white	4000K	7,5W	575lm	36°	230V	YES	100
7306GD/W	GU10	Warm white	3000K	7,5W	545lm	36°	230V	YES	100
7308GD/D/45	GU10	Daylight	6000K	7W	330lm	45°	230V	YES	100
7308GD/W/45	GU10	Warm white	3000K	7W	260lm	45°	230V	YES	100

one



7306CG/W



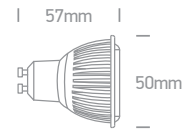
7305CG/C/120



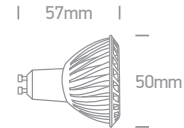
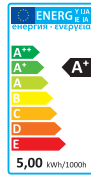
7305CG/W

# MR16 GU10 COB LED

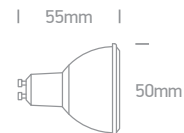
7305CG/C/120 | 5W | COB LED | MR16 | GU10



7305CG/W | 5W | COB LED | MR16 | GU10

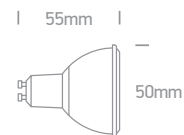
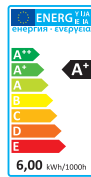


7306CG | 6W | COB LED | MR16 | GU10



7306CBG | 6W | COB LED | MR16 | GU10

Black body.



new

Order Code	Lampholder	Light Colour	CCT (K)	Watts	Lumen (lm)	Beam Angle	Input	Dimmable	Box
7305CG/C/120	GU10	Cool white	4000K	5W	360lm	120°	230V	NO	100
7305CG/W	GU10	Warm white	3000K	5W	400lm	120°	230V	NO	100
7306CG/C	GU10	Cool white	4000K	6W	520lm	60°	230V	NO	100
7306CG/W	GU10	Warm white	3000K	6W	500lm	60°	230V	NO	100
7306CG/EW	GU10	Extra warm white	2700K	6W	480lm	60°	230V	NO	100
7306CBG/W	GU10	Warm white	3000K	6W	500lm	60°	230V	NO	100



7306CGD/W



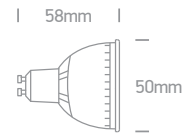

7306KGD/C/45

## MR16 GU10 COB LED

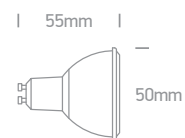

Dimmable




7306KGD | 6,5W | COB LED | MR16 | GU10 | Dimmable



7306CGD | 6W | COB LED | MR16 | GU10 | Dimmable



Order Code	Lampholder	Light Colour	CCT (K)	Watts	Lumen (lm)	Beam Angle	Input	Dimmable	
7306KGD/C/45	GU10	Cool white	4000K	6,5W	500lm	45°	230V	YES	50
7306KGD/W/45	GU10	Warm white	3000K	6,5W	500lm	45°	230V	YES	50
7306CGD/C	GU10	Cool white	4000K	6W	520lm	60°	230V	YES	100
7306CGD/W	GU10	Warm white	3000K	6W	500lm	60°	230V	YES	100
7306CGD/EW	GU10	Extra warm white	2700K	6W	480lm	60°	230V	YES	100



7306GC/W



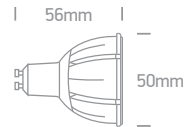
7306GCD/EW

## Full Spectrum CRI97



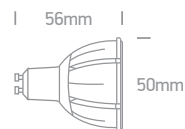
7306GC | 7W | COB LED | MR16 | GU10

Full spectrum CRI97.



7306GCD | 7,5W | COB LED | MR16 | GU10 | Dimmable

Full spectrum CRI97.



Order Code	Lampholder	Light Colour	CCT (K)	Watts	Lumen (lm)	Beam Angle	Input	Dimmable	
7306GC/W	GU10	Warm white	3000K	7W	500lm	36°	230V	NO	100
7306GCD/EW	GU10	Extra warm white	2700K	7,5W	500lm	36°	230V	YES	100





# MR16 Colours

**7301** | 1,5W | LED | MR16 | GU5,3



7301/GR





**offer**



7301/Y

**offer**




**7350G** | 50W | MR16 | GU10 | Dimmable



7350G/GR






**offer**







7350G/Y


**offer**

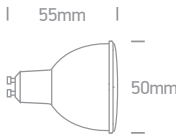




**7305G/RGB** | 2W | LED | MR16 | GU10 | RGB Auto rotating colours.







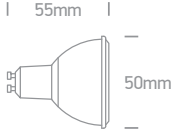

**7306CG/BL** | 6W | COB LED | MR16 | GU10









Order Code	Lampholder	Light Colour	Watts	Input	Dimmable	
7301/GR	GU5,3	Green	1,5W	12V AC	NO	100
7301/Y	GU5,3	Yellow	1,5W	12V AC	NO	100
7350G/GR	GU10	Green	50W	230V	YES	200
7350G/Y	GU10	Yellow	50W	230V	YES	200
7305G/RGB	GU10	RGB	2W	230V	NO	100
7306CG/BL	GU10	Blue	6W	230V	NO	100



7312M/AL/W

7312M/D/30

7305M/D/15

# MR16 LED

Dimmable



**7312M/AL/W** | 12W | COB LED | 350mA | Dimmable

LED module suitable for MR16 fittings.

LED 80 CRI

DIMMABLE + QUICK FIX

CE 3 YEAR

Optional rings.  
Order code 050136/W & 050136/B.




**7305M** | 3x1W | LED | 350mA | Dimmable

LED module suitable for MR16 fittings.

LED 75 CRI

DIMMABLE + QUICK FIX

offer CE 2 YEAR



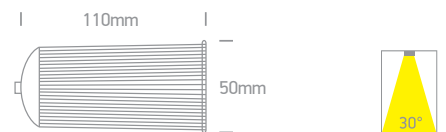
**7312M/D/30** | 4x3W | CREE LED | 700mA | Dimmable

LED module suitable for MR16 fittings.

LED 75 CRI

DIMMABLE + QUICK FIX

offer CE 2 YEAR



Order Code	Light Colour	CCT (K)	Watts	Lumen (lm)	Beam Angle	Input	⏏	Dimmable	📦	Notes
7312M/AL/W	Warm white	3000K	12W	850lm	38°	350mA	40cm	YES	100	Requires 350mA driver
7305M/D/15	Daylight	6000K	3x1W	-	15°	350mA	-	YES	100	Requires 350mA driver
7305M/D/30	Daylight	6000K	3x1W	-	30°	350mA	-	YES	100	Requires 350mA driver
7312M/D/30	Daylight	6000K	4x3W	600lm	30°	700mA	-	YES	100	Requires 700mA driver



7310H/C

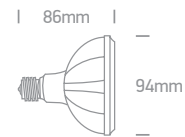


7306A/W/35

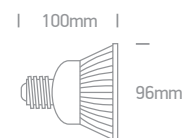
## PAR30 COB LED



7310H | 10W | COB LED | PAR30 | E27



7306A | 10W | COB LED | PAR30 | E27



Order Code	Lampholder	Light Colour	CCT (K)	Watts	Lumen (lm)	Beam Angle	Input	Dimmable	Box
7310H/C	E27	Cool white	4000K	10W	750lm	40°	230V	NO	20
7310H/W	E27	Warm white	3000K	10W	700lm	40°	230V	NO	20
7306A/W/35	E27	Warm white	3000K	10W	500lm	35°	230V	NO	30



9R23/BL/E

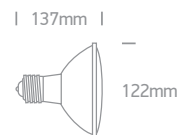
9R23/R/E

# PAR38



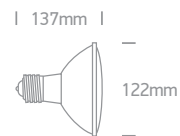
9R23/BL/E

9R23 | 23W | PAR38 | E27 | Colour



9R23/R/E

9R23 | 23W | PAR38 | E27 | Colour



Order Code	Lampholder	Light Colour	Watts	Beam Angle	Input	Dimmable	
9R23/BL/E	E27	Blue	23W	60°	230V	NO	40
9R23/R/E	E27	Red	23W	60°	230V	NO	40




## E27 Flickering Flame



9G06F | 6W | SMD LED | E27 | Flickering flame effect | Plastic



- Functions:
- Flickering flame
  - 100%
  - Dimming Up-down



Order Code	Lampholder	Light Colour	CCT (K)	Watts	Input	Dimmable	
9G06F/E	E27	Flame	1600K	6W	100-240V	NO	100



7315G/W/45

7315GB/W/45

# R111 GU10 LED



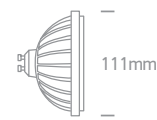
7315G | 13W | SMD LED | R111 | GU10



80 CRI



69mm



7315GB | 13W | LED | R111 | GU10

Black body.



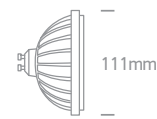
80 CRI



new



69mm



Order Code	Lampholder	Light Colour	CCT (K)	Watts	Lumen (lm)	Beam Angle	Input	Dimmable	Box
7315G/C/45	GU10	Cool white	4000K	13W	1200lm	45°	230V	NO	20
7315G/W/45	GU10	Warm white	3000K	13W	1200lm	45°	230V	NO	20
7315GB/C/45	GU10	Cool white	4000K	13W	1200lm	45°	230V	NO	20
7315GB/W/45	GU10	Warm white	3000K	13W	1200lm	45°	230V	NO	20



7513AGD/C/24



7315GD/W/45

# R111 GU10

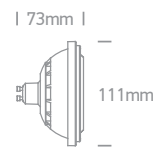
Dimmable



**7513AGD** | 13W | SMD LED | R111 | GU10 | Dimmable

LED 80 CRI TRIAC DIMMABLE

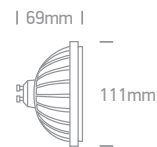
CE 2 YEAR



**7315GD** | 15W | SMD LED | R111 | GU10 | Dimmable

LED 80 CRI TRIAC DIMMABLE

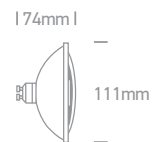
CE 2 YEAR



**7375R** | 75W | R111 | GU10 | Dimmable

HALO DIMMABLE

CE 2 YEAR



Order Code	Lampholder	Light Colour	CCT (K)	Watts	Lumen (lm)	Beam Angle	Input	Dimmable	Box
7513AGD/C/24	GU10	Cool white	4000K	13W	850lm	24°	230V	YES	24
7315GD/W/45	GU10	Warm white	3000K	15W	1200lm	45°	230V	YES	20
7375R/24	GU10	Extra warm white	2700K	75W	-	24°	230V	YES	60



7515A/W

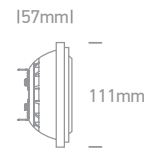


7513A/C

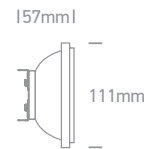
## 12V R111 G53 SMD LED



7513A | 13W | SMD LED | R111 | G53



7515A | 15W | SMD LED | R111 | G53



Order Code	Lampholder	Light Colour	CCT (K)	Watts	Lumen (lm)	Beam Angle	Input	Dimmable	Box
7513A/C	G53	Cool white	4000K	13W	850lm	24°	12V AC/DC	NO	24
7513A/W	G53	Warm white	3000K	13W	850lm	24°	12V AC/DC	NO	24
7515A/W	G53	Warm white	3000K	15W	1000lm	36°	12V AC/DC	NO	20





7510R/D/45

7510R/W/45

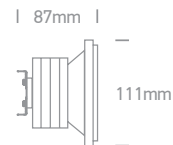
## 12V R111 G53 COB LED



7510R | 10W | COB LED | R111 | G53



80 CRI



offer

Order Code	Lampholder	Light Colour	CCT (K)	Watts	Lumen (lm)	Beam Angle	Input	Dimmable	
7510R/D/45	G53	Daylight	6000K	10W	580lm	45°	12V AC/DC	NO	40
7510R/W/45	G53	Warm white	3000K	10W	540lm	45°	12V AC/DC	NO	40



7521R/C/24

10106NA/W/D/35

10106NA/AL/D/35

# R111 LED

Dimmable



**10106NA/AL** | 6x1W@350mA / 6x3W@700mA | LED | R111 | Dimmable

LED DIMMABLE 85 CRI

QUICK FIX CE 2 YEAR

offer



LED module suitable for R111 fittings.



Use driver 89030A. (non-dimmable).



**10106NA/W** | 6x1W@350mA / 6x3W@700mA | LED | R111 | Dimmable

LED DIMMABLE 85 CRI

QUICK FIX CE 2 YEAR

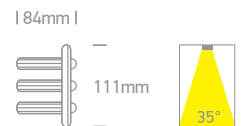
offer



LED module suitable for R111 fittings.



Use driver 89030A. (non-dimmable).



**7521R** | 21W | COB LED | R111 | Dimmable with optional 500mA driver

LED 80 CRI

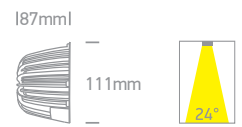
QUICK FIX CE 2 YEAR



LED module suitable for R111 fittings.



Complete with 500mA driver.



Order Code	Light Colour	CCT (K)	Watts	Lumen (lm)	Beam Angle	Input	Dimmable	
10106NA/AL/D/35	Daylight	6000K	6x1W/6x3W	1100lm@3W	35°	350mA/700mA	YES	20
10106NA/AL/W/35	Warm white	3000K	6x1W/6x3W	1100lm@3W	35°	350mA/700mA	YES	20
10106NA/W/D/35	Daylight	6000K	6x1W/6x3W	1100lm@3W	35°	350mA/700mA	YES	20
7521R/C/24	Cool white	4000K	21W	1625lm	24°	100-240V	NO	20



7512D/D/30

7524D/W/30

# R111 LED

Dimmable



**7512D** | 12x1W | CREE LED | 350mA | R111 | Dimmable

Requires 350mA driver.

LED DIMMABLE 80 CRI

QUICK FIX CE 2 YEAR

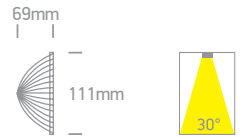
**offer**



LED module suitable for R111 fittings.



Use driver 89015. (non-dimmable).



**7524D** | 12x2W | CREE LED | 500mA | R111 | Dimmable

Requires 500mA driver.

LED DIMMABLE 80 CRI

QUICK FIX CE 2 YEAR

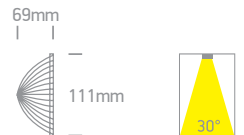
**offer**



LED module suitable for R111 fittings.



Use driver 89030C. (non-dimmable).



**7524BD** | 12x2W | LED | 500mA | R111 | Dimmable

Requires 500mA driver.

LED DIMMABLE 80 CRI

QUICK FIX CE 2 YEAR

**offer**



LED module suitable for R111 fittings.



Use driver 89030C. (non-dimmable).



Order Code	Light Colour	CCT (K)	Watts	Lumen (lm)	Beam Angle	Input	Dimmable	
7512D/D/30	Daylight	6000K	12x1W	710lm	30°	350mA	YES	40
7512D/W/30	Warm white	3000K	12x1W	560lm	30°	350mA	YES	40
7524D/W/30	Warm white	3000K	12x2W	830lm	30°	500mA	YES	40
7524BD/W/30	Warm white	3000K	12x2W	860lm	30°	500mA	YES	20



7605L/W

7610L/C

7612L/W

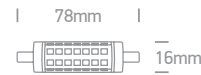
# R7s SMD LED



**7605L** | 5W | SMD 2835 | R7s

Halogen 78mm replacement.

LED 80 CRI  
 CE 2 YEAR  
 ENERGY LABEL: A+, 5,00 kWh/1000h



**7610L** | 10W | SMD 2835 | R7s

Halogen 118mm & 70W HQI replacement.

LED 80 CRI  
 CE 2 YEAR  
 ENERGY LABEL: A+, 10,00 kWh/1000h



**7612L** | 12W | SMD 2835 | R7s

150W HQI replacement.


LED 80 CRI  
 CE 2 YEAR  
 ENERGY LABEL: A+, 12,00 kWh/1000h



**7615L** | 15W | SMD 2835 | R7s

Halogen 189mm (1000W) replacement.

LED 80 CRI  
 CE 2 YEAR  
 ENERGY LABEL: A+, 15,00 kWh/1000h



Order Code	Lampholder	Light Colour	CCT (K)	Watts	Lumen (lm)	Beam Angle	Input	Dimmable	
7605L/W	R7s	Warm white	3000K	5W	400lm	360°	230V	NO	100
7610L/C	R7s	Cool white	4000K	10W	930lm	360°	230V	NO	100
7610L/W	R7s	Warm white	3000K	10W	900lm	360°	230V	NO	100
7612L/W	R7s	Warm white	3000K	12W	1000lm	360°	230V	NO	100
7615L/C	R7s	Cool white	4000K	15W	1350lm	360°	230V	NO	50



7604/C

7610A/C

## R7s COB LED



7604 | 4,5W | COB LED | R7s

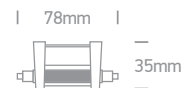
Halogen 78mm replacement.



80 CRI



offer



7610A | 10W | COB LED | R7s

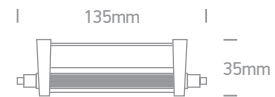
150W HQI replacement.



80 CRI



offer



Order Code	Lampholder	Light Colour	CCT (K)	Watts	Lumen (lm)	Beam Angle	Input	Dimmable	
7604/C	R7s	Cool white	4000K	4,5W	350lm	180°	100-240V	NO	100
7610A/C	R7s	Cool white	4000K	10W	850lm	180°	100-240V	NO	50



R7s

7610 | 80W | R7s | Dimmable




7615 | 120W | R7s | Dimmable



7610A | 120W | R7s | Dimmable



7630A | 240W | R7s | Dimmable



Order Code	Lampholder	Light Colour	CCT (K)	Watts	Input	Dimmable	
7610	R7s	Extra warm white	2700K	80W	230V	YES	500
7615	R7s	Extra warm white	2700K	120W	230V	YES	500
7610A	R7s	Extra warm white	2700K	120W	230V	YES	500
7630A	R7s	Extra warm white	2700K	240W	230V	YES	500

# GX53



9F07L/C



9F01/D



9F07LD/C



9F01 | 1,5W | LED | GX53



offer



9F01/BL

9F01 | 1,5W | LED | GX53



offer



9F07L | 7W | SMD LED | GX53



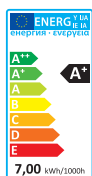
80 CRI



9F07LD | 7W | SMD LED | GX53 | Dimmable



80 CRI



Order Code	Lampholder	Light Colour	CCT (K)	Watts	Lumen (lm)	Input	Dimmable	
9F01/D	GX53	Daylight	6000K	1,5W	-	230V	NO	100
9F01/W	GX53	Warm white	3000K	1,5W	-	230V	NO	100
9F01/BL	GX53	Blue	-	1,5W	-	230V	NO	100
9F07L/C	GX53	Cool white	4000K	7W	500lm	230V	NO	100
9F07L/W	GX53	Warm white	3000K	7W	500lm	230V	NO	100
9F07LD/C	GX53	Cool white	4000K	7W	480lm	230V	YES	100
9F07LD/W	GX53	Warm white	3000K	7W	480lm	230V	YES	100



## E14 LED Candles



9C06BD/EW/SE

9C06B/EW/SE

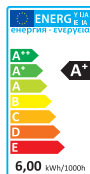
9C04A | 4W | LED | E14



offer



9C06B | 6W | SMD LED | E14



9C06BD | 6W | SMD LED | E14 | Dimmable



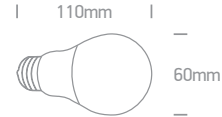
Order Code	Lampholder	Light Colour	CCT (K)	Watts	Lumen (lm)	Input	Dimmable	
9C04A/W/SE	E14	Warm white	2700K	4W	220lm	100-240V	NO	100
9C06B/EW/SE	E14	Extra warm white	2700K	6W	450lm	230V	NO	100
9C06BD/EW/SE	E14	Extra warm white	2700K	6W	450lm	230V	YES	100




# Classic Lamps LED




9G07B | 6W | SMD LED | E27



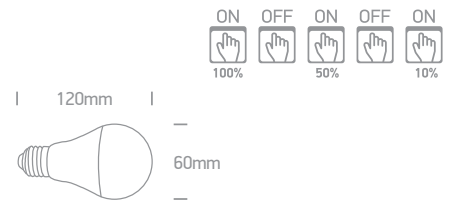

9G12B | 10,5W | SMD LED | E27



9G12BD | 10,5W | SMD LED | E27 | Dimmable



9G12D | 12W | SMD LED | E27 | 3-Step dimming | Dimmable



Order Code	Lampholder	Light Colour	CCT (K)	Watts	Lumen (lm)	Input	Dimmable	
9G07B/C/E	E27	Cool white	4000K	6W	510lm	230V	NO	50
9G07B/W/E	E27	Warm white	3000K	6W	500lm	230V	NO	50
9G07B/EW/E	E27	Extra warm white	2700K	6W	480lm	230V	NO	50
9G12B/D/E	E27	Daylight	6000K	10,5W	950lm	230V	NO	50
9G12B/C/E	E27	Cool white	4000K	10,5W	900lm	230V	NO	50
9G12B/W/E	E27	Warm white	3000K	10,5W	880lm	230V	NO	50
9G12B/EW/E	E27	Extra warm white	2700K	10,5W	850lm	230V	NO	50
9G12BD/EW/E	E27	Extra warm white	2700K	10,5W	850lm	230V	YES	50
9G12D/EW/E	E27	Extra warm white	2700K	12W	1050lm	230V	YES	100



## Classic A60 Special Functions



**9G10L** | 10W | SMD LED | E27 | Night operating

ON when < 5lux, OFF when >300lux



Automatic day/night operation

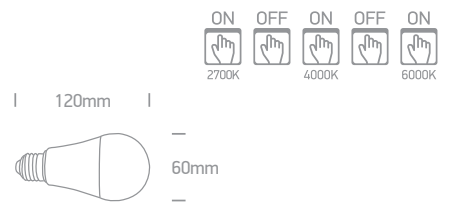


**9G10M** | 10W | SMD LED | E27 | Microwave motion sensor

Operates only when <5lux



**9G10V** | 10W | SMD LED | E27 | 3-Step colour temperature changing



**9G09/RGBW** | 9W | SMD LED | E27 | RGBW + Remote



Supplied with remote control.



Order Code	Lampholder	Light Colour	CCT (K)	Watts	Lumen (lm)	Input	Dimmable	Box
9G10L/EW/E	E27	Extra warm white	2700K	10W	800lm	230V	NO	100
9G10M/EW/E	E27	Extra warm white	2700K	10W	800lm	230V	NO	100
9G10V/E	E27	Extra warm white - Cool white - Daylight	2700K - 4000K - 6000K	10W	800lm	230V	NO	100
9G09/RGBW	E27	RGB + Warm white	RGB + 3000K	9W	720lm (3000K)	100-240V	YES	100



9G20L/EW/E



9G20LD/D/E

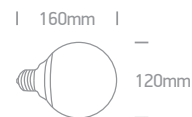
## G120 LED Globe Lamps



9G20L | 20W | SMD LED | G120 | E27



9G20LD | 20W | SMD LED | G120 | E27 | Dimmable



Order Code	Lampholder	Light Colour	CCT (K)	Watts	Lumen (lm)	Input	Dimmable	
9G20L/EW/E	E27	Extra warm white	2700K	20W	1700lm	230V	NO	40
9G20LD/D/E	E27	Daylight	6000K	20W	1800lm	230V	YES	40
9G20LD/EW/E	E27	Extra warm white	2700K	20W	1700lm	230V	YES	40



# Waterproof LED



9G09P/D/E

9G20P/C/E



9G09P/D/E | 10W | SMD 2835 | E27



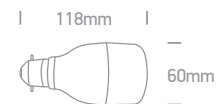
IP44



9G09P/D/B | 10W | SMD 2835 | B22



IP44



9G20P | 20W | SMD 2835 | E27



IP64



Order Code	Lampholder	Light Colour	CCT (K)	Watts	Lumen (lm)	Beam Angle	Input	Dimmable	
9G09P/D/E	E27	Daylight	6000K	10W	1000lm	300°	230V	NO	100
9G09P/C/E	E27	Cool white	4000K	10W	950lm	300°	230V	NO	100
9G09P/D/B	B22	Daylight	6000K	10W	1000lm	300°	230V	NO	100
9G20P/C/E	E27	Cool white	4000K	20W	1610lm	240°	230V	NO	20



9G80N/C/LE

9G50N/C/LE

# High Power LED


E27 & E40



9G20N | 20W | SMD 2835 | E27

LED 80 CRI


CE 2 YEAR



9G50N | 50W | SMD 2835 | E40

LED 80 CRI

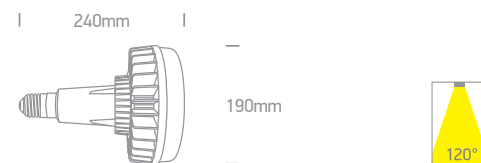
CE 2 YEAR



9G80N | 80W | SMD 2835 | E40

LED 80 CRI

CE 2 YEAR



Order Code	Lampholder	Light Colour	CCT (K)	Watts	Lumen (lm)	Beam Angle	Input	Dimmable	
9G20N/C/E	E27	Cool white	4000K	20W	1610lm	240°	230V	NO	20
9G50N/C/LE	E40	Cool white	4000K	50W	4500lm	240°	230V	NO	12
9G80N/C/LE	E40	Cool white	4000K	80W	7200lm	120°	230V	NO	6



9T05RD/A/E

9G04RAD/A/E

# Retro Amber Lamps LED

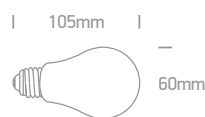
Dimmable

9G03RAD | 6,5W | LED | E27 | Dimmable



LED 80 CRI TRIAC DIMMABLE

CE 2 YEAR



9T05RD | 5W | LED | T28 | E27 | Dimmable



LED 80 CRI TRIAC DIMMABLE

CE 2 YEAR




9G04RAD | 7W | LED | E27 | Dimmable



LED 80 CRI TRIAC DIMMABLE

CE 2 YEAR

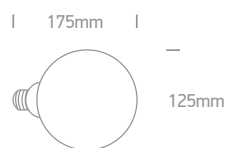


9G06RD | 7W | LED | G125 | E27 | Dimmable



LED 80 CRI TRIAC DIMMABLE

CE 2 YEAR



Order Code	Lampholder	Light Colour	CCT (K)	Watts	Lumen (lm)	Input	Dimmable	
9G03RAD/A/E	E27	Amber	2200K	6,5W	550lm	230V	YES	100
9T05RD/A/E	E27	Amber	2200K	5W	380lm	230V	YES	100
9G04RAD/A/E	E27	Amber	2200K	7W	520lm	230V	YES	50
9G06RD/A/E	E27	Amber	2200K	7W	520lm	230V	YES	20



# Retro Lamps LED



9C02R | 2W | LED | E14



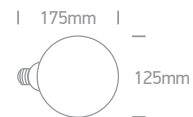
9G03R | 4W | LED | E27



9G06R | 6W | LED | G125 | E27



9G06RD | 5W | LED | G125 | E27 | Dimmable



Order Code	Lampholder	Light Colour	CCT (K)	Watts	Lumen (lm)	Input	Dimmable	
9C02R/EW/SE	E14	Extra warm white	2700K	2W	250lm	230V	NO	100
9G03R/EW/E	E27	Extra warm white	2700K	4W	470lm	230V	NO	100
9G06R/EW/E	E27	Extra warm white	2700K	6W	800lm	230V	NO	20
9G06RD/EW/E	E27	Extra warm white	2700K	5W	600lm	230V	YES	20



9G01/W/B

9G01/R/B

9G01/BL/E

9G01/GR/E

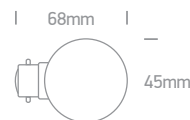
# G45 LED Ball Lamps



9G01/W | 0,5W | SMD LED | G45 | B22



offer



9G06M | 6W | SMD LED | G45 | E27



80 CRI



9G01/..E | 0,5W | SMD LED | G45 | E27



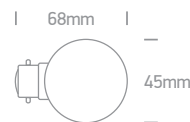
offer



9G01/..B | 0,5W | SMD LED | G45 | B22



offer



Order Code	Lampholder	Light Colour	CCT (K)	Watts	Lumen (lm)	Input	Dimmable	
9G01/W/B	B22	Warm white	3000K	0,5W	-	230V	NO	200
9G06M/EW/E	E27	Extra warm white	2700K	6W	480lm	230V	NO	100
9G01/BL/E	E27	Blue	-	0,5W	-	230V	NO	200
9G01/BL/B	B22	Blue	-	0,5W	-	230V	NO	200
9G01/GR/E	E27	Green	-	0,5W	-	230V	NO	200
9G01/GR/B	B22	Green	-	0,5W	-	230V	NO	200
9G01/R/E	E27	Red	-	0,5W	-	230V	NO	200
9G01/R/B	B22	Red	-	0,5W	-	230V	NO	200





## Spiral Colour CFL E27



9S13/GR/E



9S23/Y/E



9S13/GR/E | 13W | E27




offer



9S23/Y/E | 23W | E27



Order Code	Lamholder	Light Colour	Watts	Input	Dimmable	
9S13/GR/E	E27	Green	13W	230V	NO	100
9S23/Y/E	E27	Yellow	23W	230V	NO	100



9922L/D



9940L/D

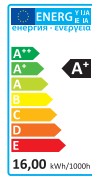
# T9C LED



9922L | 11W | LED | T9 | G10Q



9932L | 16W | LED | T9 | G10Q



9940L | 20W | LED | T9 | G10Q



Order Code	Lampholder	Light Colour	CCT (K)	Watts	Lumen (lm)	Input	Dimmable	
9922L/D	G10Q	Daylight	6000K	11W	1000lm	230V	NO	20
9922L/W	G10Q	Warm white	3000K	11W	1000lm	230V	NO	20
9932L/D	G10Q	Daylight	6000K	16W	1450lm	230V	NO	20
9940L/D	G10Q	Daylight	6000K	20W	1800lm	230V	NO	10
9940L/W	G10Q	Warm white	3000K	20W	1800lm	230V	NO	10



# T8 LED Tubes


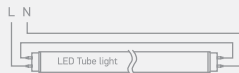
9021L/W



9011L | 11W | SMD LED | T8 | Rotating

LED 80 CRI


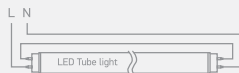
CE 2 YEAR



9021L | 21W | SMD LED | T8 | Rotating

LED 80 CRI

CE 2 YEAR




9021LB | 21W | SMD LED | T8 | Nonrotating

offer

LED 80 CRI



CE 2 YEAR



9026L | 25W | SMD LED | T8 | Rotating

LED 80 CRI

CE 2 YEAR



Order Code	Lampholder	Light Colour	CCT (K)	Watts	Lumen (lm)	Beam Angle	Input	Dimmable	
9011L/D	G13	Daylight	6000K	11W	1000lm	180°	100-240V	NO	25
9011L/C	G13	Cool white	4000K	11W	1000lm	180°	100-240V	NO	25
9021L/W	G13	Warm white	3000K	21W	1650lm	120°	230V	NO	20
9021LB/W	G13	Warm white	3000K	21W	1650lm	120°	230V	NO	20
9026L/D	G13	Daylight	6000K	25W	2300lm	180°	100-240V	NO	20
9026L/W	G13	Warm white	3000K	25W	2100lm	120°	230V	NO	20


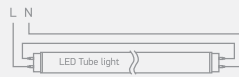
# T8 LED Tubes Glass




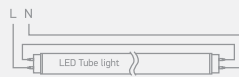
9009L/D




9007L | 7W | SMD 2835 | T8 | Glass



9009L | 9W | SMD 2835 | T8 | Glass



9012L | 12W | SMD LED | T8 | Glass



Order Code	Lampholder	Light Colour	CCT (K)	Watts	Lumen (lm)	Beam Angle	Input	Dimmable	
9007L/D	G13	Daylight	6500K	7W	700lm	320°	230V	NO	25
9009L/D	G13	Daylight	6500K	9W	900lm	320°	230V	NO	25
9009L/C	G13	Cool white	4000K	9W	900lm	320°	230V	NO	25
9009L/W	G13	Warm white	3000K	9W	850lm	320°	230V	NO	25
9012L/D	G13	Daylight	6500K	12W	1200lm	260°	230V	NO	25

# T8 LED Tubes Glass




9022L/D



**9018L** | 18W | SMD 2835 | T8 | Glass

LED 80 CRI

CE 2 YEAR



**9022L** | 22W | SMD 2835 | T8 | Glass

LED 80 CRI


CE 2 YEAR



**9032L** | 32W | SMD 2835 | T8 | Glass

LED 80 CRI

CE 2 YEAR




Order Code	Lampholder	Light Colour	CCT (K)	Watts	Lumen (lm)	Beam Angle	Input	Dimmable	
9018L/D	G13	Daylight	6500K	18W	1800lm	320°	230V	NO	25
9018L/C	G13	Cool white	4000K	18W	1800lm	320°	230V	NO	25
9018L/W	G13	Warm white	3000K	18W	1720lm	320°	230V	NO	25
9022L/D	G13	Daylight	6500K	22W	2200lm	320°	230V	NO	25
9022L/C	G13	Cool white	4000K	22W	2200lm	320°	230V	NO	25
9022L/W	G13	Warm white	3000K	22W	2100lm	320°	230V	NO	25
9032L/C	G13	Cool white	4000K	32W	3200lm	260°	230V	NO	12



8107 | 7W | G23 | 2pins




offer



8213/W/4SR | 13W | G24q | 4pins | OSRAM




offer



8218 | 18W | G24q | 4pins




offer



8218/D/4SR | 18W | G24q | 4pins | OSRAM




offer



8226/W/4SR | 26W | G24q | 4pins | OSRAM



offer



Order Code	Lampholder	Light Colour	CCT (K)	Watts		Notes
8107/D/2	G23	Daylight	6000K	7W	200	Requires ballast
8107/W/2	G23	Warm white	3000K	7W	200	Requires ballast
8213/W/4SR	G24q-1	Warm white	3000K	13W	50	Requires ballast
8218/C/4	G24q-2	Cool white	4000K	18W	100	Requires ballast
8218/W/4	G24q-2	Warm white	3000K	18W	100	Requires ballast
8218/D/4SR	G24q-2	Daylight	6000K	18W	50	Requires ballast
8226/W/4SR	G24q-3	Warm white	3000K	26W	50	Requires ballast



8015/W



8007/W

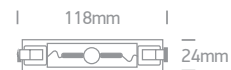
## HQI Rx7s 70W & 150W



8007 | 70W | Rx7s | Metal halide



offer



8015 | 150W | Rx7s | Metal halide



offer



Order Code	Lampholder	Light Colour	CCT (K)	Watts	Lumen (lm)	Input	Dimmable		Notes
8007/W	Rx7s	Warm white	3000K	70W	5250lm	230V	NO	50	Requires ballast
8015/W	Rx7s	Warm white	3000K	150W	11000lm	230V	NO	50	Requires ballast